

# Symphony

## DISC, PERSONAL, AND OCCASIONAL BASES

2026 PRICE LIST

Version 03.12.26



# table of contents

<b>Essential Information</b>	3
<b>Disc bases</b>	
Bennett, Marius, Molly	4
Nantes II, Nantes C, Tondo	5
Marius, Molly Nantes II with wire management	6
Tondo with wire management	7
Bennett, Nantes, Tondo pneumatic height adjustable	7
<b>Personal or Laptop bases</b>	
Una fixed height	8
Una fixed height wheelbarrow	10
Una pneumatic adjustable height	12
Dino, Nora, Papa fixed height	14
Papa spring clip height adjustable	15
Polo pneumatic height adjustable	15
<b>Occasional bases</b>	
Bennett, Keller, Marius, Molly, Moto, Nantes II, Ria, Tondo, Zoey	16
Nora	17

# essential information

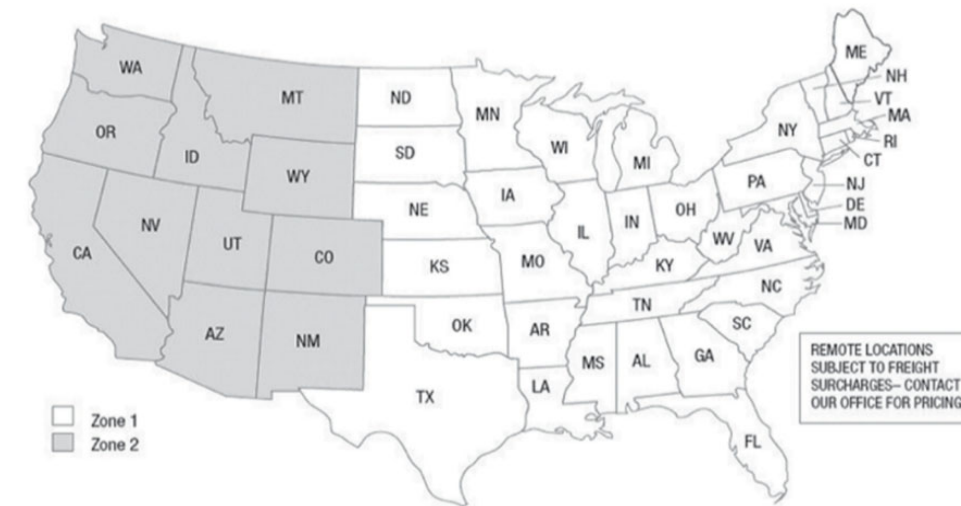
## Minimum order / Freight charge

Orders for \$5,000 or more list (contiguous U.S.): freight and minimum order charges included

Orders less than \$5000 list (contiguous U.S.)

Zone 1 \$200 net

Zone 2 \$260 net



## Special Charges

Custom metal finish: contact [service@symphonytables.com](mailto:service@symphonytables.com) for a quote

## Lead Time

varies - please email [service@symphonytables.com](mailto:service@symphonytables.com) to confirm lead time

Please send purchase orders to [service@symphonytables.com](mailto:service@symphonytables.com)

## Symphony Contact Information

phone 866-507-7795





fax 888-683-0007

[service@symphonytables.com](mailto:service@symphonytables.com)

[www.SymphonyTables.com](http://www.SymphonyTables.com)

# disc bases

fixed height  
Bennett, Marius, Molly

base	base dim.	column	max top support	base model no.	glides	standard (ME) finish list	
 Bennett (square column)	27.75"H	16 x 16	3" sq	30 x 30, 36 rd	BDBEN30030SDG	adj glides 780	
		20 x 20	3" sq	36 x 36, 42 rd	BDBEN36036SDG	adj glides 860	
		26 x 26	3" sq	42 x 42, 48 rd	BDBEN42042SDG	adj glides 1,030	
	40.75"H	16 x 16	3" sq	30 x 30, 36 rd	BDBEN30030SBG	adj glides 880	
		20 x 20	3" sq	36 x 36, 42 rd	BDBEN36036SBG	adj glides 960	
		26 x 26	3" sq	42 x 42, 48 rd	BDBEN42042SBG	adj glides 1,130	
	custom higher height (specify height)	16 x 16	3" sq	30 x 30, 36 rd	BDBEN30030SHG	adj glides 880	
		20 x 20	3" sq	36 x 36, 42 rd	BDBEN36036SHG	adj glides 960	
		26 x 26	3" sq	42 x 42, 48 rd	BDBEN42042SHG	adj glides 1,130	
	custom lower height (specify height)	16 x 16	3" sq	30 x 30, 36 rd	BDBEN30030SLG	adj glides 880	
		20 x 20	3" sq	36 x 36, 42 rd	BDBEN36036SLG	adj glides 960	
		26 x 26	3" sq	42 x 42, 48 rd	BDBEN42042SLG	adj glides 1,130	
 Marius square disc. (round column)	27.75"H	16 x 16	3" rd	30 x 30, 36 rd	BDMAR30030SDG	adj glides 780	
		20 x 20	4" rd	36 x 36, 42 rd	BDMAR36036SDG	adj glides 860	
		26 x 26	4" rd	42 x 42, 48 rd	BDMAR42042SDG	adj glides 1,030	
		24 x 24	6" rd	48 x 48, 48 rd	BDMAR48048SDG	adj glides 1,390	
	40.75"H	16 x 16	3" rd	30 x 30, 36 rd	BDMAR30030SBG	adj glides 910	
		20 x 20	4" rd	36 x 36, 42 rd	BDMAR36036SBG	adj glides 990	
		26 x 26	4" rd	42 x 42, 48 rd	BDMAR42042SBG	adj glides 1,170	
		24 x 24	6" rd	48 x 48, 48 rd	BDMAR48048SBG	adj glides 1,750	
	custom higher height (specify height)	16 x 16	3" rd	30 x 30, 36 rd	BDMAR30030SHG	adj glides 910	
		20 x 20	4" rd	36 x 36, 42 rd	BDMAR36036SHG	adj glides 990	
		26 x 26	4" rd	42 x 42, 48 rd	BDMAR42042SHG	adj glides 1,170	
	custom lower height (specify height)	16 x 16	3" rd	30 x 30, 36 rd	BDMAR30030SLG	adj glides 910	
20 x 20		4" rd	36 x 36, 42 rd	BDMAR36036SLG	adj glides 990		
26 x 26		4" rd	42 x 42, 48 rd	BDMAR42042SLG	adj glides 1,170		
 Marius rectangle disc (round column)	27.75"H	18 x 28	6" rd	36 x 60	BDMAR36060SDG	adj glides 1,430	
		26 x 30	6" rd	42 x 60	BDMAR42060SDG	adj glides 1,460	
	40.75"H	18 x 28	6" rd	36 x 60	BDMAR36060SBG	adj glides 1,940	
		26 x 30	6" rd	42 x 60	BDMAR42060SBG	adj glides 2,100	
	custom higher height (specify height)	18 x 28	6" rd	36 x 60	BDMAR36060SHG	adj glides 1,940	
		24 x 28	6" rd	42 x 60	BDMAR42060SHG	adj glides 2,100	
	custom lower height (specify height)	18 x 28	6" rd	36 x 60	BDMAR36060SLG	adj glides 1,560	
		26 x 30	6" rd	42 x 60	BDMAR42060SLG	adj glides 1,600	
	 Molly (round column)	27.75"H	16 x 16	3" rd	30 x 30, 36 rd	BDMOL30030SDG	adj glides 780
			20 x 20	4" rd	36 x 36, 42 rd	BDMOL36036SDG	adj glides 860
			26 x 26	4" rd	42 x 42, 48 rd	BDMOL42042SDG	adj glides 1,030
		40.75"H	16 x 16	3" rd	30 x 30, 36 rd	BDMOL30030SBG	adj glides 880
20 x 20			4" rd	36 x 36, 42 rd	BDMOL36036SBG	adj glides 960	
26 x 26			4" rd	42 x 42, 48 rd	BDMOL42042SBG	adj glides 1,130	
custom higher height (specify height)		16 x 16	3" rd	30 x 30, 36 rd	BDMOL30030SHG	adj glides 880	
		20 x 20	4" rd	36 x 36, 42 rd	BDMOL36036SHG	adj glides 960	
		26 x 26	4" rd	42 x 42, 48 rd	BDMOL42042SHG	adj glides 1,130	
custom lower height (specify height)		16 x 16	3" rd	30 x 30, 36 rd	BDMOL30030SLG	adj glides 880	
		20 x 20	4" rd	36 x 36, 42 rd	BDMOL36036SLG	adj glides 960	
		26 x 26	4" rd	42 x 42, 48 rd	BDMOL42042SLG	adj glides 1,130	


**standard metal powder coat finishes (ME):**  
Black Wrinkle, Champagne, Copper Glaze, Flat Black, Furniture White, Gold Bar, Lakefront Blue, Matte Dark Bronze, Medium Tone, Metallic Silver, Misty Blue, Sage Green, Triple Bronze

**Premium polished finish for Nantes C & Tondo (PC)**

## Symphony

# disc bases

fixed height  
Nantes II, Nantes C, Tondo

base	base dim.	column	max top support	base model no.	glides	standard (ME) finish list	polished (PC) finish list	
 Nantes II round disc. (round column)	27.75"H	17	3" rd	24 x 24, 30 rd	BDNA224024SDG	adj glides 770	n/a	
		20	3" rd	30 x 30, 36 rd	BDNA230030SDG	adj glides 780	n/a	
		24	4" rd	36 x 36, 42 rd	BDNA236036SDG	adj glides 860	n/a	
		32	4" rd	42 x 42, 48 rd	BDNA242042SDG	adj glides 1,030	n/a	
		32*	6" rd	48 x 48, 60 rd	BDNA248048SDG	adj glides 1,780	n/a	
		40.75"H	17	3" rd	24 x 24, 30 rd	BDNA224024SBG	adj glides 870	n/a
	40.75"H	20	3" rd	30 x 30, 36 rd	BDNA230030SBG	adj glides 880	n/a	
		24	4" rd	36 x 36, 42 rd	BDNA236036SBG	adj glides 960	n/a	
		32	4" rd	42 x 42, 48 rd	BDNA242042SBG	adj glides 1,130	n/a	
		32*	6" rd	48 x 48, 60 rd	BDNA248048SBG	adj glides 2,040	n/a	
		custom higher height (specify height)	17	3" rd	24 x 24, 30 rd	BDNA224024SHG	adj glides 870	n/a
		20	3" rd	30 x 30, 36 rd	BDNA230030SHG	adj glides 880	n/a	
40.75"H	24	4" rd	36 x 36, 42 rd	BDNA236036SHG	adj glides 960	n/a		
	32	4" rd	42 x 42, 48 rd	BDNA242042SHG	adj glides 1,130	n/a		
	32*	6" rd	48 x 48, 60 rd	BDNA248048SHG	adj glides 2,040	n/a		
	custom lower height (specify height)	17	3" rd	24 x 24, 30 rd	BDNA224024SLG	adj glides 870	n/a	
	20	3" rd	30 x 30, 36 rd	BDNA230030SLG	adj glides 880	n/a		
	24	4" rd	36 x 36, 42 rd	BDNA236036SLG	adj glides 960	n/a		
40.75"H	32	4" rd	42 x 42, 48 rd	BDNA242042SLG	adj glides 1,130	n/a		
	32*	6" rd	48 x 48, 60 rd	BDNA248048SLG	adj glides 2,040	n/a		
	*Note that the Nantes II 32 inch disc base with 6 inch column has a cover.							
	Nantes C round disc. w/ cover (round column)	27.75"H	20	3" rd	30 x 30, 36 rd	BDNAC30030SDGPC	adj glides n/a	1,810
	40.75"H	24	4" rd	36 x 36, 42 rd	BDNAC36036SDGPC	adj glides n/a	1,910	
		32	4" rd	42 x 42, 48 rd	BDNAC42042SDGPC	adj glides n/a	2,210	
32*		6" rd	48 x 48, 60 rd	BDNAC48048SDGPC	adj glides n/a	3,070		
40.75"H	20	3" rd	30 x 30, 36 rd	BDNAC30030SBGPC	adj glides n/a	2,070		
	24	4" rd	36 x 36, 42 rd	BDNAC36036SBGPC	adj glides n/a	2,170		
	32	4" rd	42 x 42, 48 rd	BDNAC42042SBGPC	adj glides n/a	2,470		
	32*	6" rd	48 x 48, 60 rd	BDNAC48048SBGPC	adj glides n/a	3,330		
	custom higher height (specify height)	20	3" rd	30 x 30, 36 rd	BDNAC30030SHGPC	adj glides n/a	2,070	
	24	4" rd	36 x 36, 42 rd	BDNAC36036SHGPC	adj glides n/a	2,170		
40.75"H	32	4" rd	42 x 42, 48 rd	BDNAC42042SHGPC	adj glides n/a	2,470		
	32*	6" rd	48 x 48, 60 rd	BDNAC48048SHGPC	adj glides n/a	3,330		
	custom lower height (specify height)	20	3" rd	30 x 30, 36 rd	BDNAC30030SLGPC	adj glides n/a	2,070	
24	4" rd	36 x 36, 42 rd	BDNAC36036SLGPC	adj glides n/a	2,170			
32	4" rd	42 x 42, 48 rd	BDNAC42042SLGPC	adj glides n/a	2,470			
32*	6" rd	48 x 48, 60 rd	BDNAC48048SLGPC	adj glides n/a	3,330			
*Note all Nantes C disc bases have a cover.								
Tondo (round column)	27.75"H	22	3" rd	30 x 30, 36 rd	BDTON30030SDG	adj glides 870	1,510	
40.75"H	26	3" rd	36 x 36, 42 rd	BDTON36036SDG	adj glides 950	1,650		
	22	3" rd	30 x 30, 36 rd	BDTON30030SBG	adj glides 970	1,610		
	26	3" rd	36 x 36, 42 rd	BDTON36036SBG	adj glides 1,050	1,750		
40.75"H	22	3" rd	30 x 30, 36 rd	BDTON30030SHG	adj glides 970	1,610		
	26	3" rd	36 x 36, 42 rd	BDTON36036SHG	adj glides 1,050	1,750		
40.75"H	22	3" rd	30 x 30, 36 rd	BDTON30030SLG	adj glides 970	1,610		
	26	3" rd	36 x 36, 42 rd	BDTON36036SLG	adj glides 1,050	1,750		

**standard metal powder coat finishes (ME):**  
Black Wrinkle, Champagne, Copper Glaze, Flat Black, Furniture White, Gold Bar, Lakefront Blue, Matte Dark Bronze, Medium Tone, Metallic Silver, Misty Blue, Sage Green, Triple Bronze

**Premium polished finish for Nantes C & Tondo (PC)**

## Symphony


# disc bases


fixed height with wire management

Marius, Molly, Nantes II

base	base dim.	column	max top support	base model no.	glides	list	
Marius fixed height square (round column)	27.75"H	16 x 16	3" rd	30 x 30, 36 rd	BDMAR30030PDG	adj glides	1,010
		20 x 20	4" rd	36 x 36, 42 rd	BDMAR36036PDG	adj glides	1,090
		26 x 26	4" rd	42 x 42, 48 rd	BDMAR42042PDG	adj glides	1,260
		24 x 24	6" rd	48 x 48, 48 rd	BDMAR48048PDG	adj glides	1,620
	40.75"H	16 x 16	3" rd	30 x 30, 36 rd	BDMAR30030PBG	adj glides	1,140
		20 x 20	4" rd	36 x 36, 42 rd	BDMAR36036PBG	adj glides	1,220
		26 x 26	4" rd	42 x 42, 48 rd	BDMAR42042PBG	adj glides	1,400
		24 x 24	6" rd	48 x 48, 48 rd	BDMAR48048PBG	adj glides	2,160
	custom higher height (specify height)	16 x 16	3" rd	30 x 30, 36 rd	BDMAR30030PHG	adj glides	1,140
		20 x 20	4" rd	36 x 36, 42 rd	BDMAR36036PHG	adj glides	1,220
		26 x 26	4" rd	42 x 42, 48 rd	BDMAR42042PHG	adj glides	1,400
		24 x 24	6" rd	48 x 48, 48 rd	BDMAR48048PHG	adj glides	2,160
custom lower height (specify height)	16 x 16	3" rd	30 x 30, 36 rd	BDMAR30030PLG	adj glides	1,140	
	20 x 20	4" rd	36 x 36, 42 rd	BDMAR36036PLG	adj glides	1,220	
	26 x 26	4" rd	42 x 42, 48 rd	BDMAR42042PLG	adj glides	1,400	
	24 x 24	6" rd	48 x 48, 48 rd	BDMAR48048PLG	adj glides	1,750	
Marius fixed height rectangle (round column)	27.75"H	18 x 28	6" rd	36 x 60	BDMAR36060PDG	adj glides	1,660
		26 x 30	6" rd	42 x 60	BDMAR42060PDG	adj glides	1,690
	40.75"H	18 x 28	6" rd	36 x 60	BDMAR36060PBG	adj glides	2,150
		26 x 30	6" rd	42 x 60	BDMAR42060PBG	adj glides	2,510
	custom higher height (specify height)	18 x 28	6" rd	36 x 60	BDMAR36060PHG	adj glides	2,150
		24 x 28	6" rd	42 x 60	BDMAR42060PHG	adj glides	2,510
custom lower height (specify height)	18 x 28	6" rd	36 x 60	BDMAR36060PLG	adj glides	1,790	
	26 x 30	6" rd	42 x 60	BDMAR42060PLG	adj glides	1,830	
Molly fixed height (round column)	27.75"H	16 x 16	3" rd	30 x 30, 36 rd	BDMOL30030PDG	adj glides	1,010
		20 x 20	4" rd	36 x 36, 42 rd	BDMOL36036PDG	adj glides	1,090
		26 x 26	4" rd	42 x 42, 48 rd	BDMOL42042PDG	adj glides	1,260
	40.75"H	16 x 16	3" rd	30 x 30, 36 rd	BDMOL30030PBG	adj glides	1,110
		20 x 20	4" rd	36 x 36, 42 rd	BDMOL36036PBG	adj glides	1,190
		26 x 26	4" rd	42 x 42, 48 rd	BDMOL42042PBG	adj glides	1,360
	custom higher height (specify height)	16 x 16	3" rd	30 x 30, 36 rd	BDMOL30030PHG	adj glides	1,110
		20 x 20	4" rd	36 x 36, 42 rd	BDMOL36036PHG	adj glides	1,190
		26 x 26	4" rd	42 x 42, 48 rd	BDMOL42042PHG	adj glides	1,360
	custom lower height (specify height)	16 x 16	3" rd	30 x 30, 36 rd	BDMOL30030PLG	adj glides	1,110
		20 x 20	4" rd	36 x 36, 42 rd	BDMOL36036PLG	adj glides	1,190
		26 x 26	4" rd	42 x 42, 48 rd	BDMOL42042PLG	adj glides	1,360
Nantes II fixed height round disc. (round column)	27.75"H	17	3" rd	24 x 24, 30 rd	BDNA224024PDG	adj glides	1,000
		20	3" rd	30 x 30, 36 rd	BDNA230030PDG	adj glides	1,010
		24	4" rd	36 x 36, 42 rd	BDNA236036PDG	adj glides	1,090
		32	4" rd	42 x 42, 48 rd	BDNA242042PDG	adj glides	1,260
	40.75"H	17	3" rd	24 x 24, 30 rd	BDNA224024PBG	adj glides	1,100
		20	3" rd	30 x 30, 36 rd	BDNA230030PBG	adj glides	1,110
		24	4" rd	36 x 36, 42 rd	BDNA236036PBG	adj glides	1,190
		32	4" rd	42 x 42, 48 rd	BDNA242042PBG	adj glides	1,360
	custom higher height (specify height)	17	3" rd	24 x 24, 30 rd	BDNA224024PHG	adj glides	1,100
		20	3" rd	30 x 30, 36 rd	BDNA230030PHG	adj glides	1,110
		24	4" rd	36 x 36, 42 rd	BDNA236036PHG	adj glides	1,190
		32	4" rd	42 x 42, 48 rd	BDNA242042PHG	adj glides	1,360
custom lower height (specify height)	17	3" rd	24 x 24, 30 rd	BDNA224024PLG	adj glides	1,100	
	20	3" rd	30 x 30, 36 rd	BDNA230030PLG	adj glides	1,110	
	24	4" rd	36 x 36, 42 rd	BDNA236036PLG	adj glides	1,190	
	32	4" rd	42 x 42, 48 rd	BDNA242042PLG	adj glides	1,360	

**standard metal powder coat finishes (ME):**  
Black Wrinkle, Champagne, Copper Glaze, Flat Black, Furniture White, Gold Bar, Lakefront Blue, Matte Dark Bronze, Medium Tone, Metallic Silver, Misty Blue, Sage Green, Triple Bronze

 open top plate for 3" and 4" column Marius, Molly and Nantes bases

 enclosed top plate for 6" column Marius bases

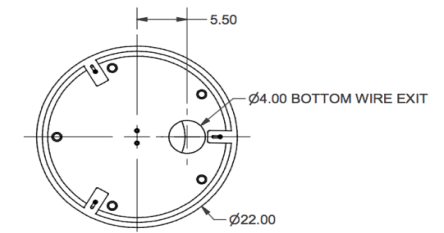
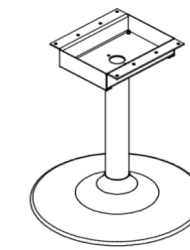
# Symphony

# disc bases

Tondo fixed height with wire management

Bennett, Nantes II, Tondo adjustable height

base	base dim.	column	max top support	base model no.	glides	list	
Tondo fixed height (round column)	27.75"H	22	3" rd	30 x 30, 36 rd	BDTON30030PDG	adj glides	1,720
		26	3" rd	36 x 36, 42 rd	BDTON36036PDG	adj glides	1,860
	40.75"H	22	3" rd	30 x 30, 36 rd	BDTON30030PBG	adj glides	1,820
		26	3" rd	36 x 36, 42 rd	BDTON36036PBG	adj glides	1,960
	custom higher height (specify height)	22	3" rd	30 x 30, 36 rd	BDTON30030PHG	adj glides	1,820
		26	3" rd	36 x 36, 42 rd	BDTON36036PHG	adj glides	1,960
custom lower height (specify height)	22	3" rd	30 x 30, 36 rd	BDTON30030PLG	adj glides	1,820	
	26	3" rd	36 x 36, 42 rd	BDTON36036PLG	adj glides	1,960	



**Tondo fixed height standard metal powder coat finishes (ME):**  
Black Wrinkle, Champagne, Copper Glaze, Flat Black, Furniture White, Gold Bar, Lakefront Blue, Matte Dark Bronze, Medium Tone, Metallic Silver, Misty Blue, Sage Green, Triple Bronze

Bennett pneumatic adj ht (square column)	16 x 16	sq	30 x 30, 36 rd	BDBEN30030SPG	adj glides	1,530
	20 x 20	sq	36 x 36, 42 rd	BDBEN36036SPG	adj glides	1,620
	26 x 26	sq	42 x 42, 48 rd	BDBEN42042SPG	adj glides	1,780
Nantes II pneumatic adj ht (round column)	20	rd	30 x 30, 36 rd	BDNA230030SPG	adj glides	1,470
	24	rd	36 x 36, 42 rd	BDNA236036SPG	adj glides	1,890
	32	rd	42 x 42, 48 rd	BDNA242042SPG	adj glides	2,070

Bennett & Nantes II lift capacity can be set at 33, 44, 55 or 66 lbs. for a lift range between 28 - 76 lbs. See chart for details:

### AVAILABLE LIFT CAPACITY

Specify	Pound Equivalent	Lift Range
150N	33 lbs.	28-38 lbs.
200N	44 lbs.	34-54 lbs.
250N	55 lbs.	45-65 lbs.
300N	66 lbs.	56-76 lbs.

Tondo pneumatic adj ht (round column)	22	rd	30 x 30, 36 rd	BDTON30030SPGME	adj glides	1,940
	26	rd	36 x 36, 42 rd	BDTON36036SPGME	adj glides	2,460



Tondo lift capacity can be set at 22, 33, or 44 lbs. for a lift range between 18 - 54 lbs. See chart for details:

### AVAILABLE LIFT CAPACITY

Specify	Pound Equivalent	Lift Range
100N	22 lbs.	18-28 lbs.
150N	33 lbs.	28-38 lbs.
200N	44 lbs.	34-54 lbs.

**Bennett, Nantes II & Tondo Pneumatic Adjustable Height Standard metal powder coat finishes (ME):**  
Flat Black, Furniture White, and Metallic Silver

**Bennett, Nantes II and Tondo Pneumatic Height Adjustable Bases**  
P. Glide (plastic glide guidance) or Roller (steel roller guidance) Lift height adjustment: 26.75" - 44.5" base height range (without table top) pneumatic cylinder assist with infinite stop positions, no bounce cylinder stop, and unintentional release resistant lever with cable release







The weight of the top and all accessories that will be used on the base shall be advised on the purchase order. If the weight is set wrong then it will cause the table to lift up to fast or not work at all. Contact service@symphonytables.com for assistance.

# Symphony

# personal workstation bases

fixed height

Una

base	base dim.	max top support	base qty	base model no.	glides or casters	list	
Una fixed height round column (27.75"H)							
	V flip	18 x 30	24 x 30	1	BVUNAR2430FDG	adj glides	1,050
		18 x 30	24 x 30	1	BVUNAR2430FDC	2" black hard casters	1,130
		18 x 30	24 x 30	1	BVUNAR2430FDS	2" black soft casters	1,180
		18 x 30	24 x 30	1	BVUNAR2430FDP	2" premium hard casters	1,180
	V tilt	18 x 30	24 x 30	1	BVUNAR2430TDG	adj glides	1,080
		18 x 30	24 x 30	1	BVUNAR2430TDC	2" black hard casters	1,170
		18 x 30	24 x 30	1	BVUNAR2430TDS	2" black soft casters	1,210
		18 x 30	24 x 30	1	BVUNAR2430TDP	2" premium hard casters	1,210
	V fixed	18 x 30	24 x 30	1	BVUNAR2430SDG	adj glides	770
		18 x 30	24 x 30	1	BVUNAR2430SDC	2" black hard casters	860
		18 x 30	24 x 30	1	BVUNAR2430SDS	2" black soft casters	900
		18 x 30	24 x 30	1	BVUNAR2430SDP	2" premium hard casters	900
	H flip	18 x 30	24 x 36	1	BHUNAR2436FDG	adj glides	1,050
		18 x 30	24 x 36	1	BHUNAR2436FDC	2" black hard casters	1,130
		18 x 30	24 x 36	1	BHUNAR2436FDS	2" black soft casters	1,180
		18 x 30	24 x 36	1	BHUNAR2436FDP	2" premium hard casters	1,180
	H tilt	18 x 30	24 x 36	1	BHUNAR2436TDG	adj glides	1,080
		18 x 30	24 x 36	1	BHUNAR2436TDC	2" black hard casters	1,170
		18 x 30	24 x 36	1	BHUNAR2436TDS	2" black soft casters	1,210
		18 x 30	24 x 36	1	BHUNAR2436TDP	2" premium hard casters	1,210
	H fixed	18 x 30	24 x 36	1	BHUNAR2436SDG	adj glides	770
		18 x 30	24 x 36	1	BHUNAR2436SDC	2" black hard casters	860
		18 x 30	24 x 36	1	BHUNAR2436SDS	2" black soft casters	900
		18 x 30	24 x 36	1	BHUNAR2436SDP	2" premium hard casters	900







## Una Fixed round column (custom height)

For complete custom lower height or custom higher height base model number:

1. Insert height selection:

**H** custom higher fixed height - specify height

**L** custom lower fixed height - specify height \*

	V flip	18 x 30	24 x 30	1	BVUNAR2430F_G	adj glides	1,140
		18 x 30	24 x 30	1	BVUNAR2430F_C	2" black hard casters	1,230
		18 x 30	24 x 30	1	BVUNAR2430F_S	2" black soft casters	1,280
		18 x 30	24 x 30	1	BVUNAR2430F_P	2" premium hard casters	1,280
	V tilt	18 x 30	24 x 30	1	BVUNAR2430T_G	adj glides	1,180
		18 x 30	24 x 30	1	BVUNAR2430T_C	2" black hard casters	1,270
		18 x 30	24 x 30	1	BVUNAR2430T_S	2" black soft casters	1,310
		18 x 30	24 x 30	1	BVUNAR2430T_P	2" premium hard casters	1,310
	V fixed	18 x 30	24 x 30	1	BVUNAR2430S_G	adj glides	870
		18 x 30	24 x 30	1	BVUNAR2430S_C	2" black hard casters	960
		18 x 30	24 x 30	1	BVUNAR2430S_S	2" black soft casters	1,000
		18 x 30	24 x 30	1	BVUNAR2430S_P	2" premium hard casters	1,000
	H flip	18 x 30	24 x 36	1	BHUNAR2436F_G	adj glides	1,140
		18 x 30	24 x 36	1	BHUNAR2436F_C	2" black hard casters	1,230
		18 x 30	24 x 36	1	BHUNAR2436F_S	2" black soft casters	1,280
		18 x 30	24 x 36	1	BHUNAR2436F_P	2" premium hard casters	1,280
	H tilt	18 x 30	24 x 36	1	BHUNAR2436T_G	adj glides	1,180
		18 x 30	24 x 36	1	BHUNAR2436T_C	2" black hard casters	1,270
		18 x 30	24 x 36	1	BHUNAR2436T_S	2" black soft casters	1,310
		18 x 30	24 x 36	1	BHUNAR2436T_P	2" premium hard casters	1,310
	H fixed	18 x 30	24 x 36	1	BHUNAR2436S_G	adj glides	870
		18 x 30	24 x 36	1	BHUNAR2436S_C	2" black hard casters	960
		18 x 30	24 x 36	1	BHUNAR2436S_S	2" black soft casters	1,000
		18 x 30	24 x 36	1	BHUNAR2436S_P	2" premium hard casters	1,000

- Casters**  
**(C)** 2" black dual wheel locking (hard casters for carpet)  
**(S)** 2" black dual wheel locking (soft casters for hard flooring)  
**(P)** 2" premium silver/black dual wheel locking (soft casters)

**standard metal powder coat finishes (ME):**  
 Black Wrinkle, Champagne, Copper Glaze, Flat Black, Furniture White, Gold Bar, Lakefront Blue, Matte Dark Bronze, Medium Tone, Metallic Silver, Misty Blue, Sage Green, Triple Bronze







\*20" minimum height with glides or 22" minimum height with casters

# Symphony

# personal workstation bases

fixed height

Una

base	base dim.	max top support	base qty	base model no.	glides or casters	list	
Una fixed height square column (27.75"H)							
	V flip	18 x 30	24 x 30	1	BVUNAS2430FDG	adj glides	1,050
		18 x 30	24 x 30	1	BVUNAS2430FDC	2" black hard casters	1,130
		18 x 30	24 x 30	1	BVUNAS2430FDS	2" black soft casters	1,180
		18 x 30	24 x 30	1	BVUNAS2430FDP	2" premium hard casters	1,180
	V tilt	18 x 30	24 x 30	1	BVUNAS2430TDG	adj glides	1,080
		18 x 30	24 x 30	1	BVUNAS2430TDC	2" black hard casters	1,170
		18 x 30	24 x 30	1	BVUNAS2430TDS	2" black soft casters	1,210
		18 x 30	24 x 30	1	BVUNAS2430TDP	2" premium hard casters	1,210
	V fixed	18 x 30	24 x 30	1	BVUNAS2430SDG	adj glides	770
		18 x 30	24 x 30	1	BVUNAS2430SDC	2" black hard casters	860
		18 x 30	24 x 30	1	BVUNAS2430SDS	2" black soft casters	900
		18 x 30	24 x 30	1	BVUNAS2430SDP	2" premium hard casters	900
	H flip	18 x 30	24 x 36	1	BHUNAS2436FDG	adj glides	1,050
		18 x 30	24 x 36	1	BHUNAS2436FDC	2" black hard casters	1,130
		18 x 30	24 x 36	1	BHUNAS2436FDS	2" black soft casters	1,180
		18 x 30	24 x 36	1	BHUNAS2436FDP	2" premium hard casters	1,180
	H tilt	18 x 30	24 x 36	1	BHUNAS2436TDG	adj glides	1,080
		18 x 30	24 x 36	1	BHUNAS2436TDC	2" black hard casters	1,170
		18 x 30	24 x 36	1	BHUNAS2436TDS	2" black soft casters	1,210
		18 x 30	24 x 36	1	BHUNAS2436TDP	2" premium hard casters	1,210
	H fixed	18 x 30	24 x 36	1	BHUNAS2436SDG	adj glides	770
		18 x 30	24 x 36	1	BHUNAS2436SDC	2" black hard casters	860
		18 x 30	24 x 36	1	BHUNAS2436SDS	2" black soft casters	900
		18 x 30	24 x 36	1	BHUNAS2436SDP	2" premium hard casters	900







## Una Fixed square column (custom height)

For complete custom lower height or custom higher height base model number:

1. Insert height selection:

**H** custom higher fixed height - specify height

**L** custom lower fixed height - specify height \*

	V flip	18 x 30	24 x 30	1	BVUNAS2430F_G	adj glides	1,140
		18 x 30	24 x 30	1	BVUNAS2430F_C	2" black hard casters	1,230
		18 x 30	24 x 30	1	BVUNAS2430F_S	2" black soft casters	1,280
		18 x 30	24 x 30	1	BVUNAS2430F_P	2" premium hard casters	1,280
	V tilt	18 x 30	24 x 30	1	BVUNAS2430T_G	adj glides	1,180
		18 x 30	24 x 30	1	BVUNAS2430T_C	2" black hard casters	1,270
		18 x 30	24 x 30	1	BVUNAS2430T_S	2" black soft casters	1,310
		18 x 30	24 x 30	1	BVUNAS2430T_P	2" premium hard casters	1,310
	V fixed	18 x 30	24 x 30	1	BVUNAS2430S_G	adj glides	870
		18 x 30	24 x 30	1	BVUNAS2430S_C	2" black hard casters	960
		18 x 30	24 x 30	1	BVUNAS2430S_S	2" black soft casters	1,000
		18 x 30	24 x 30	1	BVUNAS2430S_P	2" premium hard casters	1,000
	H flip	18 x 30	24 x 36	1	BHUNAS2436F_G	adj glides	1,140
		18 x 30	24 x 36	1	BHUNAS2436F_C	2" black hard casters	1,230
		18 x 30	24 x 36	1	BHUNAS2436F_S	2" black soft casters	1,280
		18 x 30	24 x 36	1	BHUNAS2436F_P	2" premium hard casters	1,280
	H tilt	18 x 30	24 x 36	1	BHUNAS2436T_G	adj glides	1,180
		18 x 30	24 x 36	1	BHUNAS2436T_C	2" black hard casters	1,270
		18 x 30	24 x 36	1	BHUNAS2436T_S	2" black soft casters	1,310
		18 x 30	24 x 36	1	BHUNAS2436T_P	2" premium hard casters	1,310
	H fixed	18 x 30	24 x 36	1	BHUNAS2436S_G	adj glides	870
		18 x 30	24 x 36	1	BHUNAS2436S_C	2" black hard casters	960
		18 x 30	24 x 36	1	BHUNAS2436S_S	2" black soft casters	1,000
		18 x 30	24 x 36	1	BHUNAS2436S_P	2" premium hard casters	1,000

- Casters**  
**(C)** 2" black dual wheel locking (hard casters for carpet)  
**(S)** 2" black dual wheel locking (soft casters for hard flooring)  
**(P)** 2" premium silver/black dual wheel locking

**standard metal powder coat finishes (ME):**  
 Black Wrinkle, Champagne, Copper Glaze, Flat Black, Furniture White, Gold Bar, Lakefront Blue, Matte Dark Bronze, Medium Tone, Metallic Silver, Misty Blue, Sage Green, Triple Bronze










\*20" minimum height with glides or 22" minimum height with casters

# Symphony

# personal workstation bases

fixed height wheel barrow

Una

base	base dim.	max top support	base qty	base model no.	glides / casters	standard (ME) finish list
<b>Una fixed height wheel barrow round column (27.75"H)</b>						
	H flip	18 x 30 24 x 36	1	BHUNAR2436FDH	2 adj glides / 2 casters	1,140
	H tilt	18 x 30 24 x 36	1	BHUNAR2436TDH	2 adj glides / 2 casters	1,180
	H fixed	18 x 30 24 x 36	1	BHUNAR2436SDH	2 adj glides / 2 casters	880
<b>Una fixed height wheel barrow round column (custom taller height - specify height)</b>						
	H flip	18 x 30 24 x 36	1	BHUNAR2436FHH	2 adj glides / 2 casters	1,240
	H tilt	18 x 30 24 x 36	1	BHUNAR2436THH	2 adj glides / 2 casters	1,280
	H fixed	18 x 30 24 x 36	1	BHUNAR2436SHH	2 adj glides / 2 casters	980
<b>Una fixed height wheel barrow round column (custom lower height - specify height*)</b>						
*20" minimum height with glides or 22" minimum height with casters						
	H flip	18 x 30 24 x 36	1	BHUNAR2436FLH	2 adj glides / 2 casters	1,240
	H tilt	18 x 30 24 x 36	1	BHUNAR2436TLH	2 adj glides / 2 casters	1,280
	H fixed	18 x 30 24 x 36	1	BHUNAR2436SLH	2 adj glides / 2 casters	980

\* top not included

**standard metal powder coat finishes (ME):**  
 Black Wrinkle, Champagne, Copper Glaze, Flat Black, Furniture White, Gold Bar, Lakefront Blue, Matte Dark Bronze, Medium Tone, Metallic Silver, Misty Blue, Sage Green, Triple Bronze

The Wheel Barrow base features 2 glides and 2 casters.












Symphony

# personal workstation bases

fixed height wheel barrow

Una

base	base dim.	max top support	base qty	base model no.	glides or casters	standard (ME) finish list
<b>Una fixed height wheel barrow square column (27.75"H)</b>						
	H flip	18 x 30 24 x 36	1	BHUNAS2436FDH	2 adj glides / 2 casters	1,140
	H tilt	18 x 30 24 x 36	1	BHUNAS2436TDH	2 adj glides / 2 casters	1,180
	H fixed	18 x 30 24 x 36	1	BHUNAS2436SDH	2 adj glides / 2 casters	880
<b>Una fixed height wheel barrow square column (custom taller height - specify height)</b>						
	H flip	18 x 30 24 x 36	1	BHUNAS2436FHH	2 adj glides / 2 casters	1,240
	H tilt	18 x 30 24 x 36	1	BHUNAS2436THH	2 adj glides / 2 casters	1,280
	H fixed	18 x 30 24 x 36	1	BHUNAS2436SHH	2 adj glides / 2 casters	980
<b>Una fixed height wheel barrow square column (custom lower height - specify height*)</b>						
*20" minimum height with glides or 22" minimum height with casters						
	H flip	18 x 30 24 x 36	1	BHUNAS2436FLH	2 adj glides / 2 casters	1,240
	H tilt	18 x 30 24 x 36	1	BHUNAS2436TLH	2 adj glides / 2 casters	1,280
	H fixed	18 x 30 24 x 36	1	BHUNAS2436SLH	2 adj glides / 2 casters	980

\* top not included

**standard metal powder coat finishes (ME):**  
 Black Wrinkle, Champagne, Copper Glaze, Flat Black, Furniture White, Gold Bar, Lakefront Blue, Matte Dark Bronze, Medium Tone, Metallic Silver, Misty Blue, Sage Green, Triple Bronze

The Wheel Barrow base features 2 glides and 2 casters..









Symphony

# personal workstation bases

adjustable height

Una

base	base dim.	max top support	base qty	base model no.	list	glides or casters	finish	
<b>Una pneumatic height adj round column</b>								
	V flip	18 x 30	24 x 30	1	BVUNAR2430FPGME	1,680	adj glides	standard metal
		18 x 30	24 x 30	1	BVUNAR2430FPCME	1,770	2" black hard casters	standard metal
		18 x 30	24 x 30	1	BVUNAR2430FPSME	1,820	2" black soft casters	standard metal
		18 x 30	24 x 30	1	BVUNAR2430FPPME	1,820	2" premium hard casters	standard metal
Una V flip adj height range with glides is 29.07-46.7" without the top Una V flip adj height range with 2" locking casters is 31.07 - 48.7" without the top								
<b>Optional Drop Down Kit (only for use with the 2" locking caster option)</b> lowers the height range to 30.02" - 47.65" without the top <b>model number OBUNADROP \$60 list</b>								
	V tilt	18 x 30	24 x 30	1	BVUNAR2430TPGME	1,730	adj glides	standard metal
		18 x 30	24 x 30	1	BVUNAR2430TPCME	1,820	2" black hard casters	standard metal
		18 x 30	24 x 30	1	BVUNAR2430TPSME	1,860	2" black soft casters	standard metal
		18 x 30	24 x 30	1	BVUNAR2430TPPME	1,860	2" premium hard casters	standard metal
Una V tilt adj height range with glides is 29.07-46.7" without the top Una V tilt adj height range with 2" locking casters is 31.07 - 48.7" without the top								
<b>Optional Drop Down Kit (only for use with the 2" locking caster option)</b> lowers the height range to 30.02" - 47.65" without the top <b>model number OBUNADROP \$60 list</b>								
	V fixed	18 x 30	24 x 30	1	BVUNAR2430SPGME	1,530	adj glides	standard metal
		18 x 30	24 x 30	1	BVUNAR2430SPCME	1,620	2" black hard casters	standard metal
		18 x 30	24 x 30	1	BVUNAR2430SPSME	1,660	2" black soft casters	standard metal
		18 x 30	24 x 30	1	BVUNAR2430SPPME	1,660	2" premium hard casters	standard metal
Una V adj height range with glides is 26.01-43.73" without the top Una V adj height range with 2" locking casters is 28.5 - 46.13" without the top								
<b>Optional Drop Down Kit (only for use with the 2" locking caster option)</b> lowers the height range to 27.14" - 44.17" without the top <b>model number OBUNADROP \$60 list</b>								
	H flip	18 x 30	24 x 36	1	BHUNAR2436FPGME	1,680	adj glides	standard metal
		18 x 30	24 x 36	1	BHUNAR2436FPCME	1,770	2" black hard casters	standard metal
		18 x 30	24 x 36	1	BHUNAR2436FPSME	1,820	2" black soft casters	standard metal
		18 x 30	24 x 36	1	BHUNAR2436FPPME	1,820	2" premium hard casters	standard metal
Una H flip adj height range with glides is 28.89-46.52" without the top Una H flip adj height range with 2" locking casters is 31.29 - 48.92" without the top								
<b>Optional Drop Down Kit (only for use with the 2" locking caster option)</b> lowers the height range to 30.02" - 47.65" without the top <b>model number OBUNADROP \$60 list</b>								
	H tilt	18 x 30	24 x 36	1	BHUNAR2436TPGME	1,730	adj glides	standard metal
		18 x 30	24 x 36	1	BHUNAR2436TPCME	1,820	2" black hard casters	standard metal
		18 x 30	24 x 36	1	BHUNAR2436TPSME	1,860	2" black soft casters	standard metal
		18 x 30	24 x 36	1	BHUNAR2436TPPME	1,860	2" premium hard casters	standard metal
Una H tilt adj height range with glides is 31.29-46.52" without the top Una H tilt adj height range with 2" locking casters is 31.29 - 48.92" without the top								
<b>Optional Drop Down Kit (only for use with the 2" locking caster option)</b> lowers the height range to 30.02" - 47.65" without the top <b>model number OBUNADROP \$60 list</b>								
	H fixed	18 x 30	24 x 36	1	BHUNAR2436SPGME	1,530	adj glides	standard metal
		18 x 30	24 x 36	1	BHUNAR2436SPCME	1,620	2" black hard casters	standard metal
		18 x 30	24 x 36	1	BHUNAR2436SPSME	1,660	2" black soft casters	standard metal
		18 x 30	24 x 36	1	BHUNAR2436SPPME	1,660	2" premium hard casters	standard metal
Una H adj height range with glides is 26.1-43.73" without the top Una H adj height range with 2" locking casters is 28.5 - 46.13" without the top								
<b>Optional Drop Down Kit (only for use with the 2" locking caster option)</b> lowers the height range to 27.14" - 44.77" without the top <b>model number OBUNADROP \$60 list</b>								











\*top not included

Symphony

# personal workstation bases

adjustable height

Una










base	base dim.	max top support	base qty	base model no.	list	glides or casters	finish	
<b>Una pneumatic height adj square column</b>								
	V fixed	18 x 30	24 x 30	1	BVUNAS2430SPGME	1,610	adj glides	standard metal
		18 x 30	24 x 30	1	BVUNAS2430SPCME	1,690	2" black hard casters	standard metal
		18 x 30	24 x 30	1	BVUNAS2430SPSME	1,740	2" black soft casters	standard metal
		18 x 30	24 x 30	1	BVUNAS2430SPPME	1,740	2" premium hard casters	standard metal
Una V adj height range with glides is 26-43.63" without the top Una V adj height range with 2" locking casters is 28.4 - 46.03" without the top								
<b>Optional Drop Down Kit (only for use with the 2" locking caster option)</b> lowers the height range to 27.13" - 44.76" without the top <b>model number OBUNADROP \$60 list</b>								
	H fixed	18 x 30	24 x 36	1	BHUNAS2436SPGME	1,610	adj glides	standard metal
		18 x 30	24 x 36	1	BHUNAS2436SPCME	1,690	2" black hard casters	standard metal
		18 x 30	24 x 36	1	BHUNAS2436SPSME	1,740	2" black soft casters	standard metal
		18 x 30	24 x 36	1	BHUNAS2436SPPME	1,740	2" premium hard casters	standard metal
Una H adj height range with glides is 26-43.63" without the top Una H adj height range with 2" locking casters is 28.4 - 46.03" without the top								
<b>Optional Drop Down Kit (only for use with the 2" locking caster option)</b> lowers the height range to 27.14" - 44.77" without the top <b>model number OBUNADROP \$60 list</b>								
<b>Una wheel barrow pneumatic height adj round column</b>								
	H flip	18 x 30	24 x 36	1	BHUNAR2436FPHME	1,790	2 adj glides / 2 casters	standard metal
		height range: 29.51" - 47.14" without the top						
	H tilt	18 x 30	24 x 36	1	BHUNAR2436TPHME	1,830	2 adj glides / 2 casters	standard metal
		height range: 29.51" - 47.14" without the top						
	H fixed	18 x 30	24 x 36	1	BHUNAR2436SPHME	1,640	2 adj glides / 2 casters	standard metal
		height range: 26.43" - 44.27" without the top						
<b>Una wheel barrow pneumatic height adj square column</b>								
	H fixed	18 x 30	24 x 36	1	BHUNAS2436SPHME	1,690	2 adj glides / 2 casters	standard metal
		height range: 26.63" - 44.26" without the top						
<b>Casters</b>								
 (C) 2" black dual wheel locking (hard casters for carpet)								
 (S) 2" black dual wheel locking (soft casters for hard flooring)								
 (P) 2" premium silver/black dual wheel locking								
 <b>The Wheel Barrow base features 2 casters and 2 glides</b>								
<b>Standard metal powder coat finishes for Una adjustable height bases (ME):</b> Flat Black (FB), Furniture White (FW), Metallic Silver (MS).								
Note that at least 24 x 30 top size is recommended for the <u>Una series bases</u> because the weight of the top is 22 lbs. This base has a lift range from 22 lbs to 44 lbs (including the top). If the accessories or items that will be placed on the base weigh over 22 lbs then please email <a href="mailto:service@symphontables.com">service@symphontables.com</a> for assistance.								
Additionally, if a smaller work surface than 24 x 30 is required then please email <a href="mailto:service@symphontables.com">service@symphontables.com</a> for assistance to review options on how to add weight to a smaller top to meet the 22 lb minimum requirement.								
The weight of the top and all accessories that will be used on the base shall be advised on the purchase order. If the weight is set wrong then it will cause the table to lift up to fast or not work at all. Contact <a href="mailto:service@symphontables.com">service@symphontables.com</a> for assistance.								

Symphony

# personal table bases

fixed height

Dino, Nora, Papa

base	base dim.	column	max top support	base model no.	standard (ME) finish list	polished (PC) finish list	
<b>Dino fixed height</b>							
	rectangle	9 x 12 x 25.25H	1.25" offset	12 x 18	BDDIN12018SDGME	430	n/a
		12 x 9 x 25.25H	1.25" offset	18 x 12	BDDIN18012SDGME	430	n/a
	round	12 dia. x 25.25H	1.25" offset	18 rd	BDDIN18000SDGME	430	n/a
	*Dino bases feature 1" x 3/16" soft plastic foot pads/felt pads, no adjustment						
<b>Nora fixed height</b>							
	rounded rectangle	10.5 x 15.5 x 24.5H	1.5" offset	14 x 20	BDNOR142024OG	950	1,630
		round	14 dia. x 24.5H	1.5" offset	20 rd	BDNOR20RD24OG	950
		14 dia. x 24.5H	1.5" centered	20 rd	BDNOR20RD24CG	950	1,550
	rounded square	15.5 sq. x 24.5H	1.5" centered	24 sq	BDNOR24RS24CG	1,040	1,760
	*Nora bases feature a plastic glide for carpet and hard floor surfaces, no adjustment						
<b>Papa fixed height</b>							
	U	13 x 15.75 x 24.5H "U"	2" offset	14 x 20	BDPAPU1420OGME	740	n/a
		C	12.75 x 16.75 x 24.5H "C"	2" offset	20 rd	BDPAPC20RDOGME	740
		H	14" x 24.5H "H"	2" offset	20 sq	BDPAPH20SQOGME	740
		round	14 dia. x 24.5H	2" offset	20 rd	BDPAP20RD24OG	740
		14 dia. x 24.5H	2" centered	20 rd	BDPAP20RD24CG	740	1,310
*Papa bases feature a plastic glide for carpet and hard floor surfaces, no adjustment							

**standard metal powder coat finishes (ME):**  
Black Wrinkle, Champagne, Copper Glaze, Flat Black, Furniture White, Gold Bar, Lakefront Blue, Matte Dark Bronze, Medium Tone, Metallic Silver, Misty Blue, Sage Green, Triple Bronze

**(PC) Polished chrome finish (Nora)**





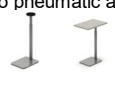

 **Optional Cup Holder - \$130 list**  
model number **ASCUPHLDR**

## Symphony

# personal table bases

adjustable height

Nora, Papa, Polo

base	base dim.	column	max top support	base model no.	list	finish	
<b>Papa spring clip adj ht</b>							
	U	13 x 15.75 x 24.5H "U"	2" offset	14 x 20	BDPAPU1420SOGME	1,020	standard metal
		C	12.75 x 16.75 x 24.5H "C"	2" offset	18 rd	BDPAPC20RDSOGME	1,020
		H	14" x 24.5H "H"	2" offset	20 sq	BDPAPH20SQSOGME	1,020
		round	14 dia. x 24.5H	2" offset	20 rd	BDPAP20RD24SOGME	1,020
		14 dia. x 24.5H	2" centered	20 rd	BDPAP20RD24SCGME	1,020	standard metal
*Papa bases feature a plastic glide for carpet and hard floor surfaces, no adjustment							
<b>Polo pneumatic adj ht</b>							
	rectangle	9 x 12 x 25.25H	1.25" offset	12 x 18	BDPOL12018SPGME	780	standard metal
		round	12 dia. x 25.25H	1.25" offset	18 rd	BDPOL18000SPGME	780
*Polo bases feature a 20.25" - 30" pneumatic adjustable height range 1" x 3/16" soft plastic foot pads/felt pads, no adjustment							

**(ME) standard metal powder coat finishes (Papa)**  
Black Wrinkle, Champagne, Flat Black, Furniture White, Medium Tone, Metallic Silver

**(ME) Standard metal powder coat finishes (Polo)**  
Flat Black, Champagne, White, Metallic Silver

\*\* Note that the inner column of the Polo height adjustable base is only available in Flat Black, White or Metallic Silver. Note that Polo White is a shade off and a little creamier than Furniture White.

 **Optional Cup Holder - \$130 list**  
model number **ASCUPHLDR**

**Papa (SO)** spring clip height adjustable offset column  
**(SC)** spring clip height adjustable centered column  
height range 17" - 24"

## Symphony

# occasional bases

Bennett, Keller, Marius, Molly, Moto, Nantes II & C,  
Ria, Tondo, Zoey

base	base dim.	column	max top support	base model no.	standard (ME) finish list	polished (PC/PO) finish list
Bennett (square column)	16 x 16	3" sq	30 x 30, 36 rd	BDBEN30030SLG	880	n/a
	20 x 20	3" sq	36 x 36, 42 rd	BDBEN36036SLG	960	n/a
	26 x 26	3" sq	42 x 42, 48 rd	BDBEN42042SLG	1,130	n/a
Keller occasional	15.25 x 15.25 x 15H	2.25"	20 rd	BXKEL2002015G	580	1,060
	15.25 x 15.25 x 17H	2.25"	20 rd	BXKEL2002017G	580	1,060
	15.25 x 15.25 x 19H	2.25"	20 rd	BXKEL2002019G	580	1,060
Keller (round column)	20 x 20	2.25" rd	24 x 24, 24 rd	BXKEL24024SLG	630	1,350
	26 x 26	2.25" rd	30 x 30, 36 rd	BXKEL30030SLG	690	1,410
	33 x 33	2.25" rd	36 x 36, 42 rd	BXKEL36036SLG	760	1,480
	38 x 38	2.25" rd	42 x 42, 48 rd	BXKEL42042SLG	890	1,610
Marius (round column)	16 x 16	3" rd	30 x 30, 36 rd	BDMAR30030SLG	910	n/a
	20 x 20	4" rd	36 x 36, 42 rd	BDMAR36036SLG	990	n/a
	26 x 26	4" rd	42 x 42, 48 rd	BDMAR42042SLG	1,170	n/a
	24 x 24	6" rd	48 x 48, 48 rd	BDMAR48048SLG	1,520	n/a
rectangle disc	18 x 28	6" rd	36 x 60	BDMAR36060SLG	1,560	n/a
	26 x 30	6" rd	42 x 60	BDMAR42060SLG	1,600	n/a
Molly (round column)	16 x 16	3" rd	30 x 30, 36 rd	BDMOL30030SLG	880	n/a
	20 x 20	4" rd	36 x 36, 42 rd	BDMOL36036SLG	960	n/a
	26 x 26	4" rd	42 x 42, 48 rd	BDMOL42042SLG	1,130	n/a
Moto (square column)	22 x 22	3" sq	24 x 24, 24 rd	BXMOT24024SLG	760	n/a
	26 x 26	3" sq	30 x 30, 36 rd	BXMOT30030SLG	800	n/a
	32 x 32	3" sq	36 x 36, 42 rd	BXMOT36036SLG	860	n/a
	36 x 36	3" sq	42 x 42, 48 rd	BXMOT42042SLG	880	n/a
Nantes II (round column)	20 dia.	3" rd	30 x 30, 36 rd	BDNA230030SLG	880	n/a
	24 dia.	4" rd	36 x 36, 42 rd	BDNA236036SLG	960	n/a
	32 dia.	4" rd	42 x 42, 48 rd	BDNA242042SLG	1,130	n/a
Ria (round column)	20 x 20	2.25" rd	24 x 24, 24 rd	BXRIA24024SLG	600	1,220
	26 x 26	2.25" rd	30 x 30, 36 rd	BXRIA30030SLG	650	1,270
	33 x 33	2.25" rd	36 x 36, 42 rd	BXRIA36036SLG	730	1,350
	38 x 38	2.25" rd	42 x 42, 48 rd	BXRIA42042SLG	850	1,470
Tondo	22 dia.	3" rd	30 x 30, 36 rd	BDTON30030SLG	970	1,460
	26 dia.	3" rd	36 x 36, 42 rd	BDTON36036SLG	1,050	1,600
Zoey	21 x 21	n/a	24 x 24, 24 rd	BXZOE24024SLG	720	n/a
	27 x 27	n/a	30 x 30, 36 rd	BXZOE30030SLG	750	n/a
	33 x 33	n/a	36 x 36, 42 rd	BXZOE36036SLG	780	n/a

**L** Specify custom lower base height. Note that a standard PVEA PVC edge top will add 1.25" to the overall height of the table

**Examples:**  
16.75" base height + 1.25" top thickness = 18" overall table height  
18.75" base height + 1.25" top thickness = 20" overall table height  
22.75" base height + 1.25" top thickness = 24" overall table height

**standard metal powder coat finishes (ME):**  
Black Wrinkle, Champagne, Copper Glaze, Flat Black, Furniture White, Gold Bar, Lakefront Blue, Matte Dark Bronze, Medium Tone, Metallic Silver, Misty Blue, Sage Green, Triple Bronze

**(PC) Polished chrome finish (Tondo)**

**(PO) Polished aluminum / chrome finish (Keller / Ria)**

# occasional bases

Nora

base	base dim.	column	max top support	base model no.	standard (ME) finish list
Nora occasional round	14 dia. x 15H	1.5" centered	20 rd	BDNOR20RD15CG	950
	14 dia. x 17H	1.5" centered	20 rd	BDNOR20RD17CG	950
	14 dia. x 19H	1.5" centered	20 rd	BDNOR20RD19CG	950
	14 dia. x 21H	1.5" centered	20 rd	BDNOR20RD21CG	950
	18 dia. x 15H	1.5" centered	30 rd	BDNOR30RD15CG	1,140
rounded square	18 dia. x 17H	1.5" centered	30 rd	BDNOR30RD17CG	1,140
	18 dia. x 19H	1.5" centered	30 rd	BDNOR30RD19CG	1,140
	18 dia. x 21H	1.5" centered	30 rd	BDNOR30RD21CG	1,140
	23 dia. x 15H	3" centered	42 rd	BDNOR42RD15CG	1,160
	23 dia. x 17H	3" centered	42 rd	BDNOR42RD17CG	1,160
rounded rectangle	23 dia. x 19H	3" centered	42 rd	BDNOR42RD19CG	1,160
	23 dia. x 21H	3" centered	42 rd	BDNOR42RD21CG	1,160
	15.5 x 15.5 x 15H	1.5" centered	24 sq	BDNOR24RS15CG	970
	15.5 x 15.5 x 17H	1.5" centered	24 sq	BDNOR24RS17CG	970
	15.5 x 15.5 x 19H	1.5" centered	24 sq	BDNOR24RS19CG	970
rounded rectangle	15.5 x 15.5 x 21H	1.5" centered	24 sq	BDNOR24RS21CG	970
	18 x 18 x 15H	3" centered	36 sq	BDNOR36RS15CG	1,050
	18 x 18 x 17H	3" centered	36 sq	BDNOR36RS17CG	1,050
	18 x 18 x 19H	3" centered	36 sq	BDNOR36RS19CG	1,050
	18 x 18 x 21H	3" centered	36 sq	BDNOR36RS21CG	1,050
rounded rectangle	12 x 18 x 15H	1.5" centered	18 x 24	BDNOR1802415CG	1,020
	12 x 18 x 17H	1.5" centered	18 x 24	BDNOR1802417CG	1,020
	12 x 18 x 19H	1.5" centered	18 x 24	BDNOR1802419CG	1,020
	12 x 18 x 21H	1.5" centered	18 x 24	BDNOR1802421CG	1,020

**standard metal powder coat finishes (ME):**

Black Wrinkle, Champagne, Copper Glaze, Flat Black, Furniture White, Gold Bar, Lakefront Blue, Matte Dark Bronze, Medium Tone, Metallic Silver, Misty Blue, Sage Green, Triple Bronze

**FIXED BASE HEIGHT + 1.25" THICK TOP DIMENSIONS**

**Examples:**  
15" base height + 1.25" top thickness = 16.25" overall table height  
17" base height + 1.25" top thickness = 18.25" overall table height  
19" base height + 1.25" top thickness = 20.25" overall table height  
21" base height + 1.25" top thickness = 22.25" overall table height

Symphony

Symphony

# Symphony

phone: 866-507-7795

email: [service@symphonytables.com](mailto:service@symphonytables.com)

Specifications subject to change without prior notice.  
Visit [symphonytables.com/resources/pricing](https://symphonytables.com/resources/pricing) for the most current version of the Price List.