



# NETO POWER / DATA MODULES

## 2024 PRICE LIST

version #010324

### Minimum order / Freight charge

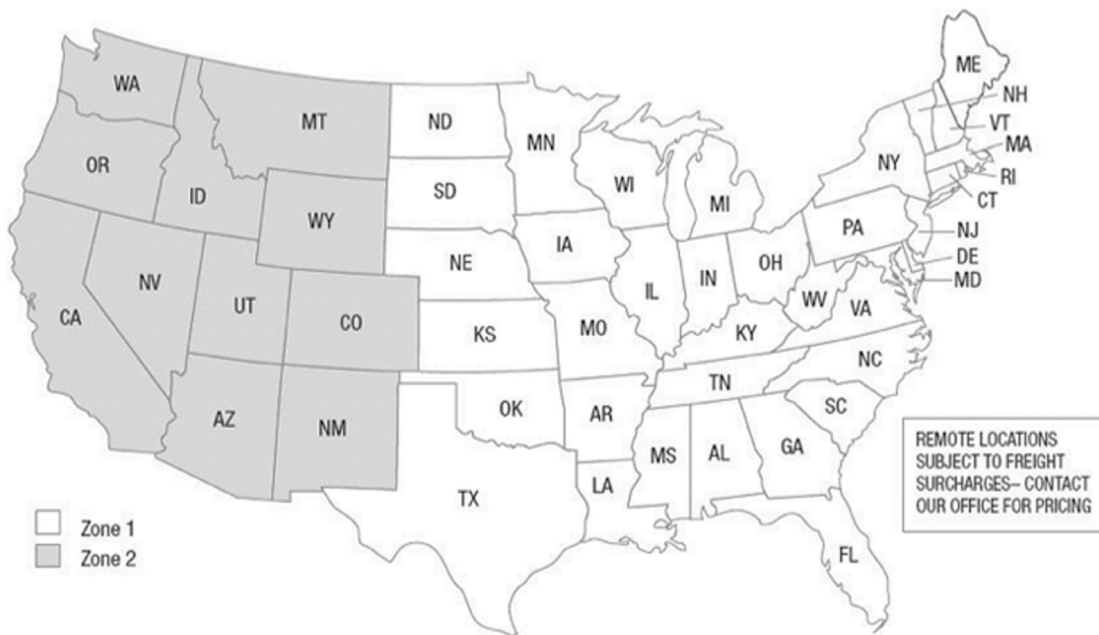
Orders for \$5,000 or more list (contiguous U.S.): freight and minimum order charges included

Orders less than \$5000 list (contiguous U.S.)

Zone 1 \$200 net

Zone 2 \$260 net

Orders only containing power supplies will have a reduced “small order” freight charge, please email [service@symphonytables.com](mailto:service@symphonytables.com) for a quote.




power supply location chart  
running long ways on the top

Our main focus is integrating technology into tables for learning and meeting environments. We invite you to email [service@symphonytables.com](mailto:service@symphonytables.com) for help with specifying your project. For the additional resources, please visit [www.symphonytables.com](http://www.symphonytables.com).

**Please specify the power supply location cut out on your PO:**

### POWER MODULE LOCATIONS FOR UNITS RUNNING LONG WAYS ON THE TOP:

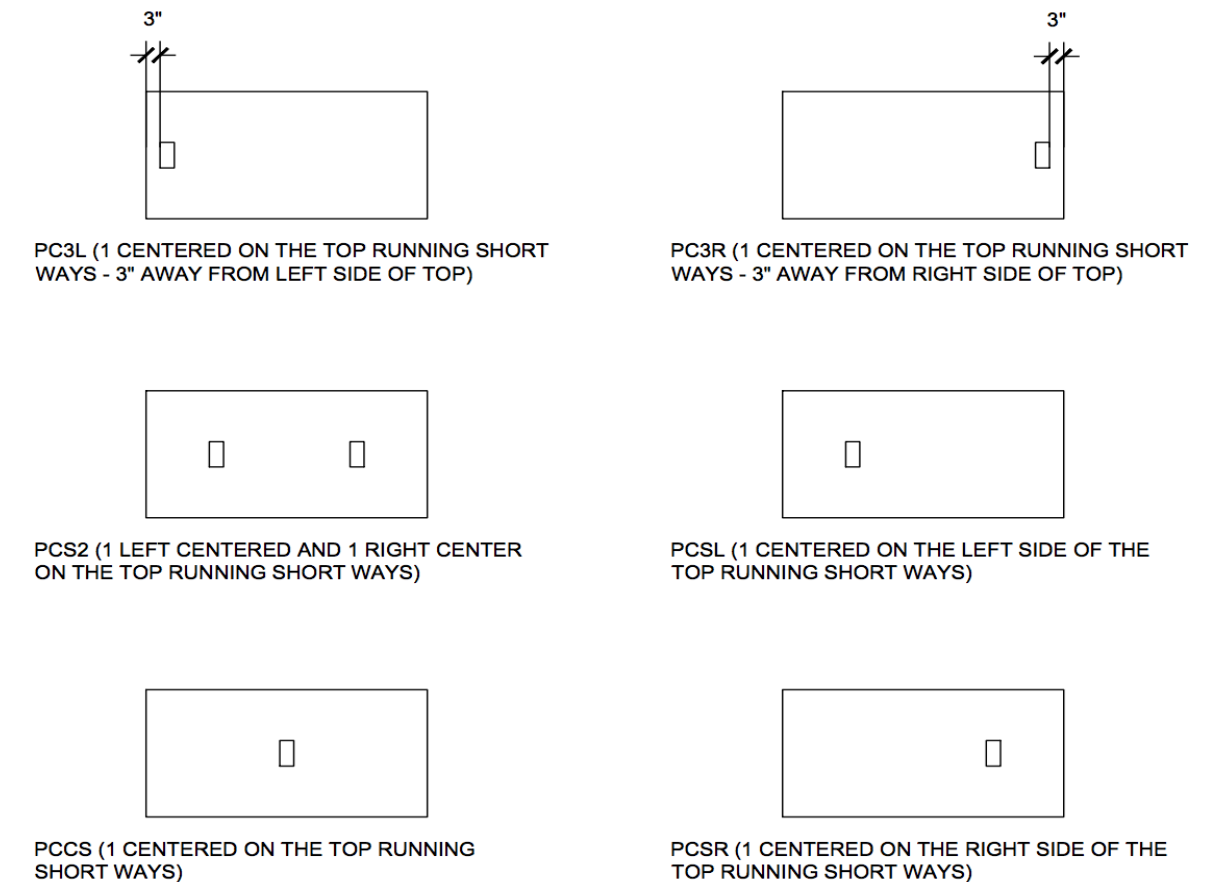


**Note that power supplies cannot be placed over metal base plates, contact [service@symphonytables.com](mailto:service@symphonytables.com) to ensure that the power supply location will work with your base placement and all of the other options / accessories specified on the table.**

power supply location chart  
running short ways on the top











**Please specify the power supply location cut out on your PO:**

POWER MODULE LOCATIONS FOR UNITS RUNNING SHORT WAYS ON THE TOP:



**Note that power supplies cannot be placed over metal base plates, contact [service@symphonytables.com](mailto:service@symphonytables.com) to ensure that the power supply location will work with your base placement and all of the other options / accessories specified on the table.**

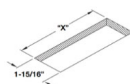
# Neto

module	description	# of ports	model no.	cord length	finish code	list
Neto edge mount with clamp						
	3 power	3	OPPNEE3P0A0D06ST	6 ft.	ST	340
			OPPNEE3P0A0D06SW	6 ft.	SW	340
			OPPNEE3P0A0D06SB	6 ft.	SB	340
			OPPNEE3P0A0D10ST	10 ft.	ST	360
			OPPNEE3P0A0D10SW	10 ft.	SW	360
			OPPNEE3P0A0D10SB	10 ft.	SB	360
	2 power, 1 USB-A+C	3	OPPNEE2PAC0D06ST	6 ft.	ST	470
			OPPNEE2PAC0D06SW	6 ft.	SW	470
			OPPNEE2PAC0D06SB	6 ft.	SB	470
			OPPNEE2PAC0D10ST	10 ft.	ST	490
			OPPNEE2PAC0D10SW	10 ft.	SW	490
			OPPNEE2PAC0D10SB	10 ft.	SB	490
	2 power, 1 dual USB-C 45w	3	OPPNEE2P0A1C06ST	6 ft.	ST	570
			OPPNEE2P0A1C06SW	6 ft.	SW	570
			OPPNEE2P0A1C06SB	6 ft.	SB	570
			OPPNEE2P0A1C10ST	10 ft.	ST	590
			OPPNEE2P0A1C10SW	10 ft.	SW	590
			OPPNEE2P0A1C10SB	10 ft.	SB	590
Neto under mount						
	3 power 1-15/16" x 6-5/16" table top cut out, specify	3	OPPNEU3P0A0D06ST	6 ft.	ST	340
			OPPNEU3P0A0D06SW	6 ft.	SW	340
			OPPNEU3P0A0D06SB	6 ft.	SB	340
			OPPNEU3P0A0D10ST	10 ft.	ST	360
			OPPNEU3P0A0D10SW	10 ft.	SW	360
			OPPNEU3P0A0D10SB	10 ft.	SB	360
	2 power, 1 USB-A+C	3	OPPNEU2PAC0D06ST	6 ft.	ST	470
			OPPNEU2PAC0D06SW	6 ft.	SW	470
			OPPNEU2PAC0D06SB	6 ft.	SB	470
			OPPNEU2PAC0D10ST	10 ft.	ST	490
			OPPNEU2PAC0D10SW	10 ft.	SW	490
			OPPNEU2PAC0D10SB	10 ft.	SB	490
	2 power, 1 dual USB-C 45w	3	OPPNEU2P0A1C06ST	6 ft.	ST	570
			OPPNEU2P0A1C06SW	6 ft.	SW	570
			OPPNEU2P0A1C06SB	6 ft.	SB	570
			OPPNEU2P0A1C10ST	10 ft.	ST	590
			OPPNEU2P0A1C10SW	10 ft.	SW	590
			OPPNEU2P0A1C10SB	10 ft.	SB	590
Neto in surface						
	3 power 1-15/16" x 6-5/16" table top cut out, specify	3	OPPNET3P0A0D06ST	6 ft.	ST	340
			OPPNET3P0A0D06SW	6 ft.	SW	340
			OPPNET3P0A0D06SB	6 ft.	SB	340
			OPPNET3P0A0D10ST	10 ft.	ST	360
			OPPNET3P0A0D10SW	10 ft.	SW	360
			OPPNET3P0A0D10SB	10 ft.	SB	360
	2 power, 1 USB-A+C 1-15/16" x 6-5/16" table top cut out, specify	3	OPPNET2PAC0D06ST	6 ft.	ST	470
			OPPNET2PAC0D06SW	6 ft.	SW	470
			OPPNET2PAC0D06SB	6 ft.	SB	470
			OPPNET2PAC0D10ST	10 ft.	ST	490
			OPPNET2PAC0D10SW	10 ft.	SW	490
			OPPNET2PAC0D10SB	10 ft.	SB	490
	2 power, 1 dual USB-C 45w 1-15/16" x 6-5/16" table top cut out, specify	3	OPPNET2P0A1C06ST	6 ft.	ST	570
			OPPNET2P0A1C06SW	6 ft.	SW	570
			OPPNET2P0A1C06SB	6 ft.	SB	570
			OPPNET2P0A1C10ST	10 ft.	ST	590
			OPPNET2P0A1C10SW	10 ft.	SW	590
			OPPNET2P0A1C10SB	10 ft.	SB	590
	1 power, 1 USB-A+C, 1 dual USB-C 45w 1-15/16" x 6-5/16" table top cut out, specify	3	OPPNET1PAC1C06ST	6 ft.	ST	700
			OPPNET1PAC1C06SW	6 ft.	SW	700
			OPPNET1PAC1C06SB	6 ft.	SB	700
			OPPNET1PAC1C10ST	10 ft.	ST	720
			OPPNET1PAC1C10SW	10 ft.	SW	720
			OPPNET1PAC1C10SB	10 ft.	SB	720

Neto in surface cut out information:

# of ports.  
2  
3

"X" Dim.  
4-7/8"  
6-5/16"



#### NETO EDGE MOUNT FINISH CODE LEGEND:

ST - Storm molded plastic faceplate and endcaps, Silver anodized aluminum housing and mount, black cord

SW - White molded plastic faceplate and endcaps, Silver anodized aluminum housing and mount, white cord

SB - Black molded plastic faceplate and endcaps, Silver anodized aluminum housing and mount, black cord

SYMPHONY®

2024 NETO PRICE LIST